



PrintWrite

Innovative Disc Publishing Software for Microboards GX Disc Publisher, CX-1, MX-1, and MX-2

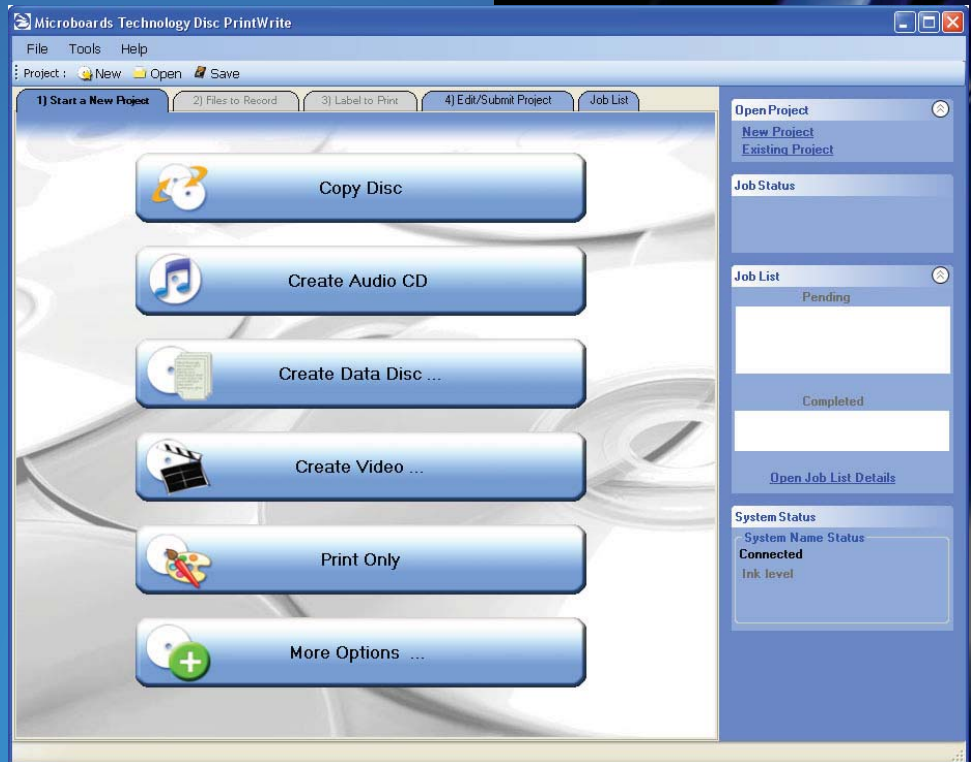
OVERVIEW

- Easy-to-use, drag-and-drop operation
- Simple 4-step wizard
- Dashboard preview of ink levels, job status, recent labels
- Power user features including Batch Copy, Burn/Create Disc Image, Erase Disc

FUNCTIONS

PrintWrite offers six main selections from the opening screen (see right).

- **Copy Disc** Make a copy of an existing CD, DVD, or Blu-ray disc
- **Create Audio CD** Add, arrange, preview, then burn a CD audio disc to play in a stereo
- **Create Data Disc** Burn any kind of file to CD, DVD, or Blu-ray disc
- **Create Video** Drag and drop video files to create a DVD movie viewable in a DVD movie player
- **Print Only** Skip the recording function and print labels (SureThing and .prn files supported)
- **More Options** Batch Copy, Burn Disc Image, Create Disc Image, Erase Disc



The six main options from the opening screen.

FOR USE WITH THESE PRODUCTS



PrintWrite is designed for use with Microboards' GX Disc Publisher (left), CX-1 (center), and MX-1 and MX-2 (right)



PrintWrite is functional for CD, DVD, and Blu-ray publishing.



PrintWrite

Since PrintWrite was designed specifically by Microboards, preparing a job to publish has never been easier. PrintWrite's step-by-step approach gives a sequential order to the job process. Tabbed screens make it easy to set up and change a job, and an intuitive drag-and-drop file selection make adding files a cinch. The dashboard-style view gives a detailed overview of everything currently happening—job status, job list, system status, and more, making it easy to monitor and navigate. All jobs can be saved and retrieved for future use.

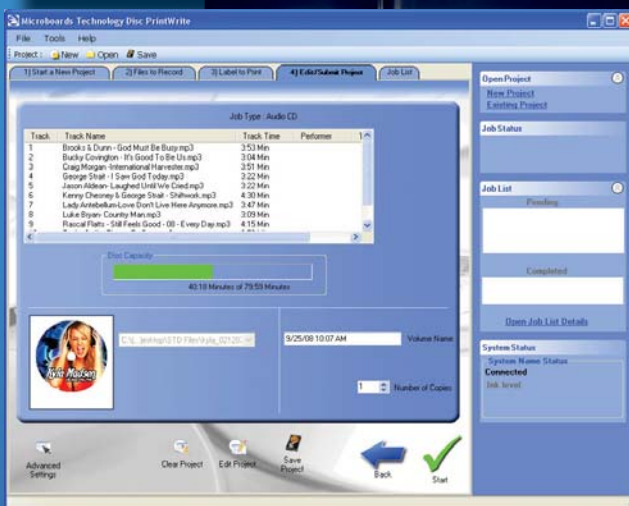
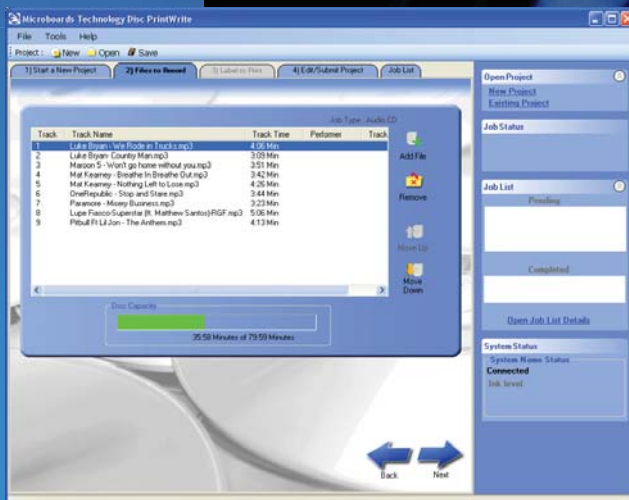
For the advanced user, specialized options are available. Batch Copy features the ability to insert a stack of discs, masters and blanks, and record accordingly. Create Image and Burn Image allow the creation and duplication of the entire content of a disc using industry standard ISO files. And the Erase Disc function deletes the contents of rewritable discs.

SCREEN SHOTS (PICTURED AT RIGHT)

TOP: Selecting and arranging audio files to record to a music CD.

CENTER: Selecting the label to print. Recent labels are seen in the sidebar on the left of the screen.

BOTTOM: The project submission screen, with final options for publishing.



For use with Windows XP SP2 and Vista.



www.microboards.com 800.646.8881